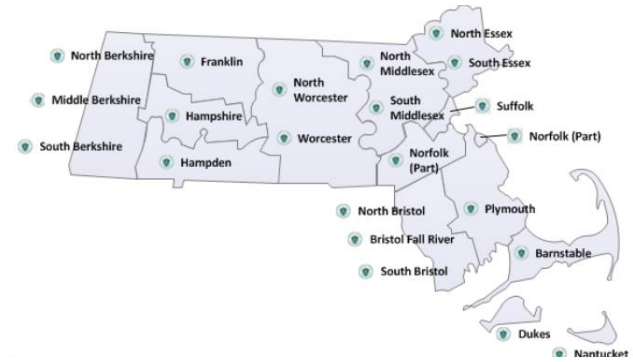


1. Go to
2. Click on

www.masslandrecords.com

South Middlesex

Maria C. Curtatone, Register

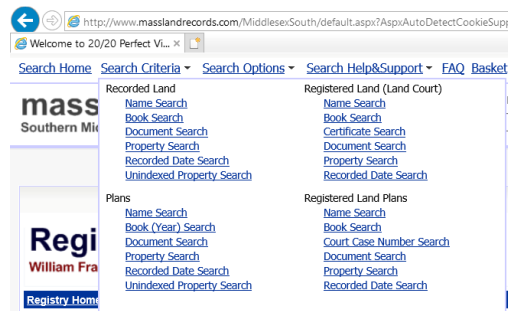


To Find Documents:

Scroll over “**Search Criteria**” which is at the top of the screen.

First check options under **Recorded Land**. If you don’t find anything under “Recorded Land check under **Registered Land (Land Court)** column.

When searching by address, leave out “street/road/ave etc.”.



The left side of the screen will open and display the document information. Click on the document to view.

There is also a section which has older unindexed books, which are imaged by book and page number. Some, but not all, of the older books can be found this way. Click on **Recorded Land-Unindexed Property Search**. Fill in the Book click Search. Do not input the Page number for best results. Scroll down to the Page number to click and view.

To Find Plans:

Scroll over “Search Criteria” which is at the top of the screen.

- Under the lower left hand column entitled **Plans**,
- For plans from 1928-1951 and some of 1952 (472 – 2312) Click **Unindexed Search**. On top of the page under “Book”, type the year of the plan. Under ‘Page Number’, type the Plan number.
 - For plans from 1953 to present and some of 1952 (1-471) and, Click on **Book (Year) Search**. On top of the page under “Book/Year”, type the year of the plan. Under ‘Page/ Plan#’, type the Plan number.

To Find Land Court Case Plans:


Scroll over “Search Criteria” which is at the top of the screen.

- Under the lower right hand column entitled **Registered Land Plans**,
- Click “**Court Case Number Search**” fill in the Court Case number and click Search.

To Print:

Upper right, click “**print document**”, click “**next**”, click “**OK**”. If print does not start click “**here**” where it reads

“Lastly, you may click [here](#) if print still has not started automatically after waiting several seconds.”

click “**OK**”, click on 

There may be pop-up blockers that you will have to disable.